



BUILT FOR ADVENTURE! BUILT WITH STRENGTH!
GLACIER SERIES | RV EXPLORER | LIMITED SERIES | SHELLS



2027 GLACIER MODELS

GLACIERICEHOUSE.COM



THE GLACIER DIFFERENCE

RADIANT BARRIER

WE'RE COMMITTED TO BUILDING AN ICE HOUSE THAT WILL BE WARM, COMFORTABLE AND EFFICIENT TO HEAT, NO MATTER WHAT MOTHER NATURE THROWS YOUR WAY!

J-CHANNEL TRIM

WE KNOW THAT TO BUILD THE INDUSTRY'S BEST ICE HOUSE, WE NEED TO ENGINEER INNOVATIVE SOLUTIONS THAT FIX LONG-STANDING DESIGN ISSUES THAT CURRENTLY PLAGUE THE COMPETITION.

GLACIER TRUSSED

GLACIER ICE HOUSES ARE CONSTRUCTED WITH THE STRONGEST AND MOST RELIABLE TRUSSED ROOFING SYSTEM ON THE MARKET TODAY.

HAND CRANK SYSTEM

AT GLACIER, WE USE A 1-3/4" STRAP THAT CARRIES A 6000 LB CAPACITY, THAT WILL NOT RUST VS A STEEL CABLE WITH A 1200 LB CAPACITY.

LED LIGHTING

COMPARE GLACIER'S MAINTENANCE-FREE LED INTERIOR AND EXTERIOR LIGHTING TO THE COMPETITION. YOU WILL SEE THAT, THE ENERGY EFFICIENCY, BRIGHTNESS AND LONGEVITY HAS NO SUBSTITUTE.

FIT & FINISH

OUR GOAL IS TO FOCUS ON ATTENTION TO DETAIL. THIS ALLOWS US TO CREATE THE HIGHEST QUALITY ICE HOUSE ON THE MARKET.

ALL CEDAR CABINETRY

GLACIER USES THE HIGHEST QUALITY, INLAND RED CEDAR, FROM THE EASTERN SLOPES OF THE ROCKIES IN IDAHO. ALL THE CEDAR IS KILN DRIED TO GLACIER'S SPECS FOR DURABILITY AND CONSISTENCY IN THE USE OF THE PRODUCT.

AXLE DESIGN

WE ENGINEERED A STRONGER, MORE RESILIENT TRAILER CHASSIS CAPABLE OF HANDLING HEAVIER LOADS THAN THE COMPETITION.



BUILT FOR ADVENTURE!

BUILT WITH STRENGTH.

GLACIER ICE HOUSES ARE MADE BY A WORK-FORCE OF SKILLED CRAFTSMAN IN MINNESOTA, COLLECTIVELY DEDICATED TO PRODUCING THE HIGHEST QUALITY AND MOST INNOVATIVE ICE HOUSES ON THE MARKET.

OUR GOAL, IS TO BUILD ONLY THE HIGHEST QUALITY ICE HOUSES/RVS, CONSTRUCTED OF PREMIUM MATERIALS THAT WILL PROVIDE LASTING VALUE AND YEARS OF TROUBLE-FREE SERVICE.

WE KNOW THAT OUR ICE HOUSES WILL BE SUBJECTED TO HEAVY SNOW LOADS AND ENDLESS "MELT AND FREEZE" CYCLES THAT CAN CAUSE INFERIOR ROOFING SYSTEMS TO LEAK.

THAT'S WHY, ALL GLACIER ICE HOUSES ARE CONSTRUCTED WITH THE MOST RELIABLE TRUSSED ROOFING SYSTEM ON THE MARKET TODAY.

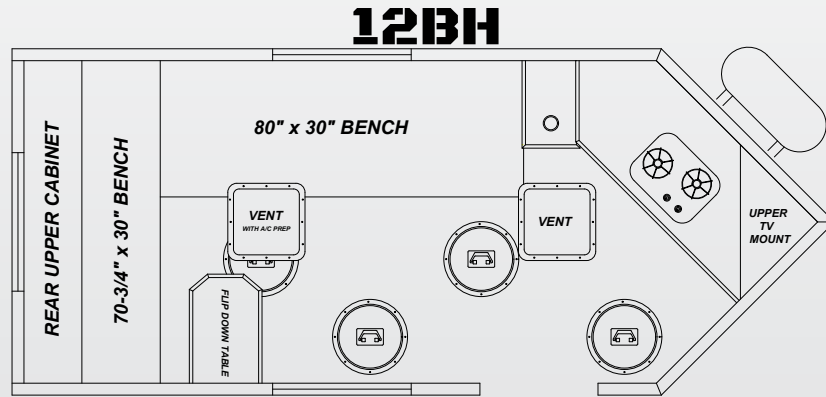
ALL GLACIER ICE HOUSES FEATURE A WEATHER-SEALED, SEAMLESS RUBBER, TRUSSED ROOF. CONSTRUCTED OF 3/8 INCH PLYWOOD.

ONCE YOU COMPARE A GLACIER ICE HOUSE TO THE COMPETITION, WE'RE CONFIDENT, YOU'LL AGREE THAT A GLACIER ICE HOUSE IS...

THE ULTIMATE WAY TO PLAY FOR ALL SEASONS!

GLACIER SERIES

**PROUDLY MADE
IN THE U.S.A!**



12BH

STANDARD FEATURES

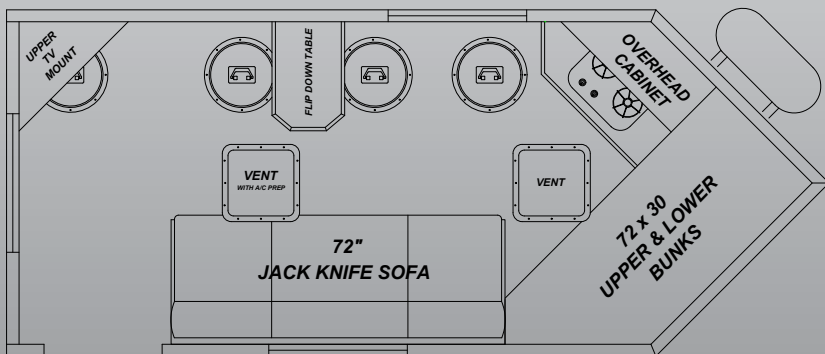
- 1 PIECE SEAMLESS ROOF
- 1 YEAR WARRANTY
- 2 BURNER COOK TOP
- 20K BTU FORCED AIR FURNACE
- 3/4" MARINE GRADE PLYWOOD DECKING
- (2) 30LB PROPANE TANKS
- 30FT POWER CORD
- A/C PREP
- AM/FM BLUETOOTH RADIO
- BATTERY DISCONNECT
- BLACK DIAMOND PLATE FRONT NOSE
- BLINDS
- BUNK LADDER
- MAPLE HUNTER SHAKER STYLE CABINET DOORS
- CABLE TV PREP
- BLACK RESIDENTIAL WINDOWS

- CARPET
- PANEL INTERIOR WALLS
- GS TRAILER FRAME
- CO & LP DETECTORS
- DEAD BOLT LOCK
- DIGITAL THERMOSTAT
- DOOR STRUT
- DUAL PANE WINDOWS
- EXTERIOR ROOF CORNER CAPS
- EZ LUBE AXLES
- GLACIER ENTRY MAT
- HAND CRANK W/ 1-3/4" STRAPS
- UPDATED GRAPHICS PACKAGE
- BLACK 9" ACCENT SIDING AT ROOF LINE AND ABOVE DIAMOND PLATE

- LED EXTERIOR INDICATOR LIGHTING
- LED GLASS CABINET DOOR
- LED ICE HOLE LIGHTS
- LED INTERIOR LIGHTING
- LED SPEAKERS
- NETTING STORAGE
- PORCH LIGHT
- RIDE DAMPENING MULTI-LEAF SUSPENSION
- SELF EDGE COUNTER TOPS
- SIDE SHELF
- SIDE TABLE
- SMOKE DETECTOR
- STANDARD USB PORTS
- TRUSSED ROOF
- TV ANTENNA W/ HDMI HOOK UPS
- EXTERIOR OUTLET BY PROPANE TANKS

MODEL	SIZE	WEIGHT	HITCH WEIGHT	GVWR	SLEEPS	RECEIVER HITCH	AXLES	R-VALUE
12BH	6.5' X 12'	2680	195	2990	2	2"	1	R-16
12RE	6.5 X 12'	2680	195	2990	3	2"	1	R-16

12RE





STANDARD FEATURES

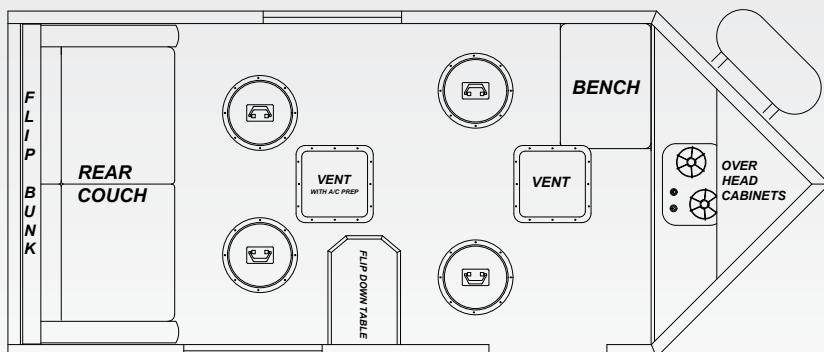
1 PIECE SEAMLESS ROOF
 1 YEAR WARRANTY
 2 BURNER COOK TOP
 20K BTU FORCED AIR FURNACE
 3/4" MARINE GRADE PLYWOOD DECKING
 (2) 30LB PROPANE TANKS
 30FT POWER CORD
 A/C PREP
 AM/FM BLUETOOTH RADIO
 BATTERY DISCONNECT
 BLACK DIAMOND PLATE FRONT NOSE
 BLINDS
 BUNK LADDER
 MAPLE HUNTER SHAKER STYLE CABINET DOORS
 CABLE TV PREP
 BLACK RESIDENTIAL WINDOWS

CARPET
 PANEL INTERIOR WALLS
 GS TRAILER FRAME
 CO & LP DETECTORS
 DEAD BOLT LOCK
 DIGITAL THERMOSTAT
 DOOR STRUT
 DUAL PANE WINDOWS
 EXTERIOR ROOF CORNER CAPS
 EZ LUBE AXLES
 GLACIER ENTRY MAT
 HAND CRANK W/ 1-3/4" STRAPS
 UPDATED GRAPHICS PACKAGE
 BLACK 9" ACCENT SIDING AT ROOF
 LINE AND ABOVE DIAMOND PLATE

LED EXTERIOR INDICATOR LIGHTING
 LED GLASS CABINET DOOR
 LED ICE HOLE LIGHTS
 LED INTERIOR LIGHTING
 LED SPEAKERS
 NETTING STORAGE
 PORCH LIGHT
 RIDE DAMPENING MULTI-LEAF SUSPENSION
 SELF EDGE COUNTER TOPS
 SIDE SHELF
 SIDE TABLE
 SMOKE DETECTOR
 STANDARD USB PORTS
 TRUSSED ROOF
 TV ANTENNA W/ HDMI HOOK UPS
 EXTERIOR OUTLET BY PROPANE TANKS

MODEL	SIZE	WEIGHT	HITCH WEIGHT	GVWR	SLEEPS	RECEIVER HITCH	AXLES	R-VALUE
12RC	6.5' X 12'	2680	195	2990	2	2"	1	R-16

12RC



**PROUDLY MADE
IN THE U.S.A!**

GLACIER



STANDARD FEATURES

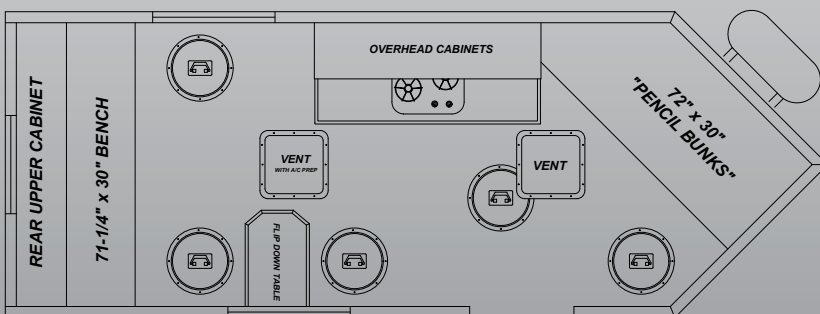
1 PIECE SEAMLESS ROOF
 1 YEAR WARRANTY
 2 BURNER COOK TOP
 20K BTU FORCED AIR FURNACE
 3/4" MARINE GRADE PLYWOOD DECKING
 (2) 30LB PROPANE TANKS
 30FT POWER CORD
 A/C PREP
 AM/FM BLUETOOTH RADIO
 BATTERY DISCONNECT
 BLACK DIAMOND PLATE FRONT NOSE
 BLINDS
 BUNK LADDER
 MAPLE HUNTER SHAKER STYLE CABINET DOORS
 CABLE TV PREP
 BLACK RESIDENTIAL WINDOWS

CARPET
 PANEL INTERIOR WALLS
 GS TRAILER FRAME
 CO & LP DETECTORS
 DEAD BOLT LOCK
 DIGITAL THERMOSTAT
 DOOR STRUT
 DUAL PANE WINDOWS
 EXTERIOR ROOF CORNER CAPS
 EZ LUBE AXLES
 GLACIER ENTRY MAT
 HAND CRANK W/ 1-3/4" STRAPS
 UPDATED GRAPHICS PACKAGE
 BLACK 9" ACCENT SIDING AT ROOF
 LINE AND ABOVE DIAMOND PLATE

LED EXTERIOR INDICATOR LIGHTING
 LED GLASS CABINET DOOR
 LED ICE HOLE LIGHTS
 LED INTERIOR LIGHTING
 LED SPEAKERS
 NETTING STORAGE
 PORCH LIGHT
 RIDE DAMPENING MULTI-LEAF SUSPENSION
 SELF EDGE COUNTER TOPS
 SIDE SHELF
 SIDE TABLE
 SMOKE DETECTOR
 STANDARD USB PORTS
 TRUSSED ROOF
 TV ANTENNA W/ HDMI HOOK UPS
 EXTERIOR OUTLET BY PROPANE TANKS

MODEL	SIZE	WEIGHT	WEIGHT	GVWR	SLEEPS	HITCH	AXLES	R-VALUE
14PB	6.5' X 14'	2840	290	2990	3	2"	1	R-16

14PB



**PROUDLY MADE
 IN THE U.S.A!**

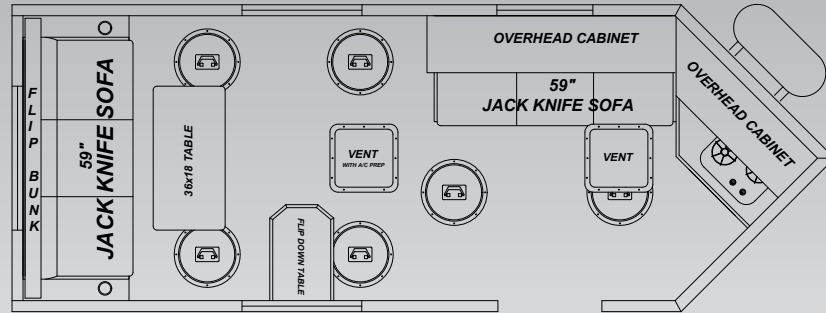
**PROUDLY MADE
IN THE U.S.A!**



*REAR DINETTE OPTION



14R3



STANDARD FEATURES

- 1 PIECE SEAMLESS ROOF
- 1 YEAR WARRANTY
- 2 BURNER COOK TOP
- 20K BTU FORCED AIR FURNACE
- 3/4" MARINE GRADE PLYWOOD DECKING
- (2) 30LB PROPANE TANKS
- 30FT POWER CORD
- A/C PREP
- AM/FM BLUETOOTH RADIO
- BATTERY DISCONNECT
- BLACK DIAMOND PLATE FRONT NOSE
- BLINDS
- BUNK LADDER
- MAPLE HUNTER SHAKER STYLE CABINET DOORS
- CABLE TV PREP
- BLACK RESIDENTIAL WINDOWS

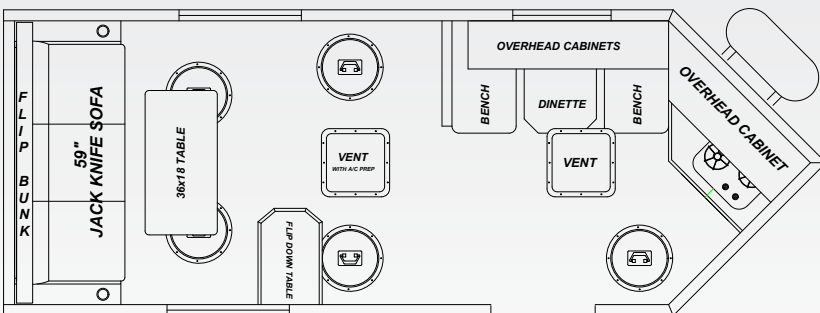
- CARPET
- PANEL INTERIOR WALLS
- GS TRAILER FRAME
- CO & LP DETECTORS
- DEAD BOLT LOCK
- DIGITAL THERMOSTAT
- DOOR STRUT
- DUAL PANE WINDOWS
- EXTERIOR ROOF CORNER CAPS
- EZ LUBE AXLES
- GLACIER ENTRY MAT
- HAND CRANK W/ 1-3/4" STRAPS
- UPDATED GRAPHICS PACKAGE
- BLACK 9" ACCENT SIDING AT ROOF LINE AND ABOVE DIAMOND PLATE

- LED EXTERIOR INDICATOR LIGHTING
- LED GLASS CABINET DOOR
- LED ICE HOLE LIGHTS
- LED INTERIOR LIGHTING
- LED SPEAKERS
- NETTING STORAGE
- PORCH LIGHT
- RIDE DAMPENING MULTI-LEAF SUSPENSION
- SELF EDGE COUNTER TOPS
- SIDE SHELF
- SIDE TABLE
- SMOKE DETECTOR
- STANDARD USB PORTS
- TRUSSED ROOF
- TV ANTENNA W/ HDMI HOOK UPS
- EXTERIOR OUTLET BY PROPANE TANKS

MODEL	SIZE	WEIGHT	HITCH WEIGHT	GVWR	SLEEPS	RECEIVER HITCH	AXLES	R-VALUE
14FD	6.5' X 14'	2810	290	2990	3	2"	1	R-16
14R3	6.5 X 14'	2815	290	2990	3	2"	1	R-16

*REAR COUCH OPTION

14FD



GLACIER



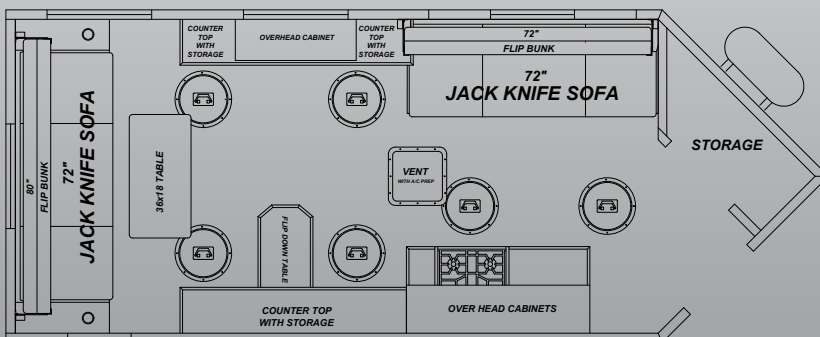
*CEDAR INTERIOR OPTION

STANDARD FEATURES

- 1 PIECE SEAMLESS ROOF
- 1 YEAR WARRANTY
- 3 BURNER RANGE W/ LIGHTED OVEN
- 30K BTU FORCED AIR FURNACE
- 3/4" MARINE GRADE PLYWOOD DECKING
- (2) 30LB PROPANE TANKS
- 30FT POWER CORD
- A/C PREP
- AM/FM BLUETOOTH RADIO
- BATTERY DISCONNECT
- BLACK DIAMOND PLATE FRONT NOSE
- BLINDS
- BUNK LADDER
- MAPLE HUNTER SHAKER STYLE CABINET DOORS
- CABLE TV PREP
- BLACK RESIDENTIAL WINDOWS
- CARPET
- PANEL INTERIOR WALLS
- GS TRAILER FRAME
- CO & LP DETECTORS
- DEAD BOLT LOCK
- DIGITAL THERMOSTAT
- DOOR STRUT
- DUAL PANE WINDOWS
- EXTERIOR ROOF CORNER CAPS
- EZ LUBE AXLES
- GLACIER ENTRY MAT
- HAND CRANK W/ 1-3/4" STRAPS
- UPDATED GRAPHICS PACKAGE
- BLACK 9" ACCENT SIDING AT ROOF LINE AND ABOVE DIAMOND PLATE
- LED EXTERIOR INDICATOR LIGHTING
- LED GLASS CABINET DOOR
- LED ICE HOLE LIGHTS
- LED INTERIOR LIGHTING
- LED SPEAKERS
- NETTING STORAGE
- PORCH LIGHT
- RIDE DAMPENING MULTI-LEAF SUSPENSION
- SELF EDGE COUNTER TOPS
- SIDE SHELF
- SIDE TABLE
- SMOKE DETECTOR
- STANDARD USB PORTS
- TRUSSED ROOF
- TV ANTENNA W/ HDMI HOOK UPS
- EXTERIOR OUTLET BY PROPANE TANKS

MODEL	SIZE	WEIGHT	HITCH WEIGHT	GVWR	SLEEPS	RECEIVER HITCH	AXLES	R-VALUE
16R3	8'X16'	4260	395	6000	4	2"	1	R-16

16R3

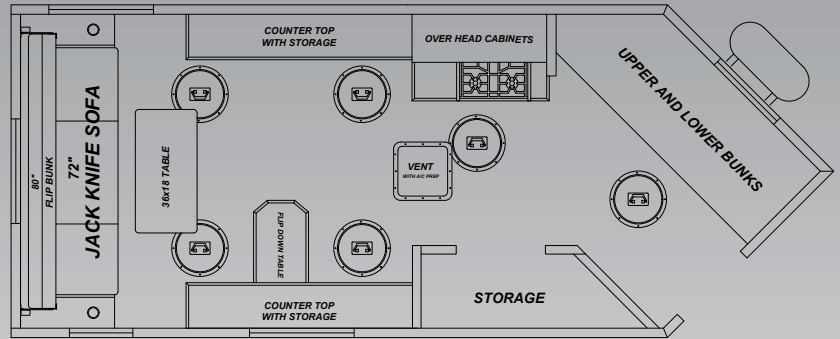


**PROUDLY MADE
IN THE U.S.A!**



**PROUDLY MADE
IN THE U.S.A!**

16PB



STANDARD FEATURES

- 1 PIECE SEAMLESS ROOF
- 1 YEAR WARRANTY
- 3 BURNER RANGE W/ LIGHTED OVEN
- 30K BTU FORCED AIR FURNACE
- 3/4" MARINE GRADE PLYWOOD DECKING
- (2) 30LB PROPANE TANKS
- 30FT POWER CORD
- A/C PREP
- AM/FM BLUETOOTH RADIO
- BATTERY DISCONNECT
- BLACK DIAMOND PLATE FRONT NOSE
- BLINDS
- BUNK LADDER
- MAPLE HUNTER SHAKER STYLE CABINET DOORS
- CABLE TV PREP
- BLACK RESIDENTIAL WINDOWS


- CARPET
- PANEL INTERIOR WALLS
- GS TRAILER FRAME
- CO & LP DETECTORS
- DEAD BOLT LOCK
- DIGITAL THERMOSTAT
- DOOR STRUT
- DUAL PANE WINDOWS
- EXTERIOR ROOF CORNER CAPS
- EZ LUBE AXLES
- GLACIER ENTRY MAT
- HAND CRANK W/ 1-3/4" STRAPS
- UPDATED GRAPHICS PACKAGE
- BLACK 9" ACCENT SIDING AT ROOF LINE AND ABOVE DIAMOND PLATE

- LED EXTERIOR INDICATOR LIGHTING
- LED GLASS CABINET DOOR
- LED ICE HOLE LIGHTS
- LED INTERIOR LIGHTING
- LED SPEAKERS
- NETTING STORAGE
- PORCH LIGHT
- RIDE DAMPENING MULTI-LEAF SUSPENSION
- SELF EDGE COUNTER TOPS
- SIDE SHELF
- SIDE TABLE
- SMOKE DETECTOR
- STANDARD USB PORTS
- TRUSSED ROOF
- TV ANTENNA W/ HDMI HOOK UPS
- EXTERIOR OUTLET BY PROPANE TANKS

MODEL	SIZE	WEIGHT	HITCH WEIGHT	GVWR	SLEEPS	RECEIVER HITCH	AXLES	R-VALUE
16PB	8'X16'	4280	395	6000	4	2"	1	R-16




*CEDAR INTERIOR OPTION



GLACIER



*CEDAR INTERIOR OPTION



STANDARD FEATURES

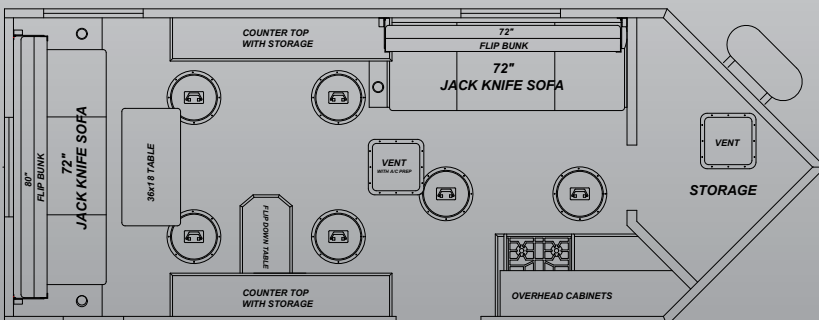
1 PIECE SEAMLESS ROOF
 1 YEAR WARRANTY
 3 BURNER RANGE W/ LIGHTED OVEN
 30K BTU FORCED AIR FURNACE
 3/4" MARINE GRADE PLYWOOD DECKING
 (2) 30LB PROPANE TANKS
 30FT POWER CORD
 A/C PREP
 AM/FM BLUETOOTH RADIO
 BATTERY DISCONNECT
 BLACK DIAMOND PLATE FRONT NOSE
 BLINDS
 BUNK LADDER
 MAPLE HUNTER SHAKER STYLE CABINET DOORS
 CABLE TV PREP
 BLACK RESIDENTIAL WINDOWS

CARPET
 PANEL INTERIOR WALLS
 GS TRAILER FRAME
 CO & LP DETECTORS
 DEAD BOLT LOCK
 DIGITAL THERMOSTAT
 DOOR STRUT
 DUAL PANE WINDOWS
 EXTERIOR ROOF CORNER CAPS
 EZ LUBE AXLES
 GLACIER ENTRY MAT
 HAND CRANK W/ 1-3/4" STRAPS
 UPDATED GRAPHICS PACKAGE
 BLACK 9" ACCENT SIDING AT ROOF
 LINE AND ABOVE DIAMOND PLATE

LED EXTERIOR INDICATOR LIGHTING
 LED GLASS CABINET DOOR
 LED ICE HOLE LIGHTS
 LED INTERIOR LIGHTING
 LED SPEAKERS
 NETTING STORAGE
 PORCH LIGHT
 RIDE DAMPENING MULTI-LEAF SUSPENSION
 SELF EDGE COUNTER TOPS
 SIDE SHELF
 SIDE TABLE
 SMOKE DETECTOR
 STANDARD USB PORTS
 TRUSSED ROOF
 TV ANTENNA W/ HDMI HOOK UPS
 EXTERIOR OUTLET BY PROPANE TANKS

MODEL	SIZE	WEIGHT	HITCH WEIGHT	GVWR	SLEEPS	RECEIVER HITCH	AXLES	R-VALUE
17R3	8'X17'	4420	485	6000	5	2"	1	R-16

17R3

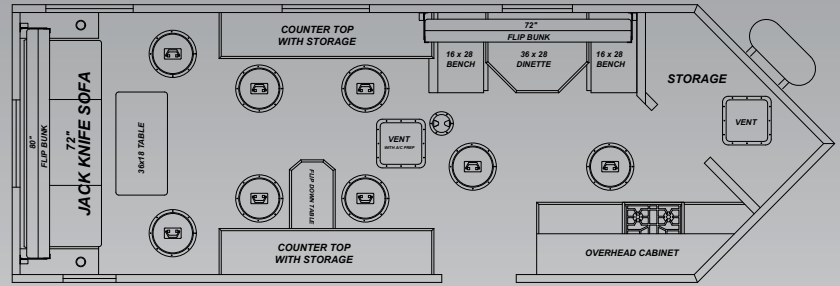


**PROUDLY MADE
 IN THE U.S.A!**



**PROUDLY MADE
IN THE U.S.A!**

20FD



STANDARD FEATURES

- 1 PIECE SEAMLESS ROOF
- 1 YEAR WARRANTY
- 3 BURNER RANGE W/ LIGHTED OVEN
- 30K BTU FORCED AIR FURNACE
- 3/4" MARINE GRADE PLYWOOD DECKING
- (2) 30LB PROPANE TANKS
- 30FT POWER CORD
- A/C PREP
- AM/FM BLUETOOTH RADIO
- BATTERY DISCONNECT
- BLACK DIAMOND PLATE FRONT NOSE
- BLINDS
- BUNK LADDER
- MAPLE HUNTER SHAKER STYLE CABINET DOORS
- CABLE TV PREP
- BLACK RESIDENTIAL WINDOWS

- CARPET
- PANEL INTERIOR WALLS
- GS TRAILER FRAME
- CO & LP DETECTORS
- DEAD BOLT LOCK
- DIGITAL THERMOSTAT
- DOOR STRUT
- DUAL PANE WINDOWS
- EXTERIOR ROOF CORNER CAPS
- EZ LUBE AXLES
- GLACIER ENTRY MAT
- UPDATED GRAPHICS PACKAGE
- BLACK 9" ACCENT SIDING AT ROOF
- LINE AND ABOVE DIAMOND PLATE
- EXTERIOR CHARGING PORT FOR HYDRO BATTERY

- LED EXTERIOR INDICATOR LIGHTING
- LED GLASS CABINET DOOR
- LED ICE HOLE LIGHTS
- LED INTERIOR LIGHTING
- LED SPEAKERS
- NETTING STORAGE
- PORCH LIGHT
- SELF EDGE COUNTER TOPS
- SIDE SHELF
- SIDE TABLE
- SMOKE DETECTOR
- STANDARD USB PORTS
- TRUSSED ROOF
- TV ANTENNA W/ HDMI HOOK UPS
- EXTERIOR OUTLET BY PROPANE TANKS
- DRAWERS


MODEL	SIZE	WEIGHT	HITCH WEIGHT	GVWR	SLEEPS	RECEIVER HITCH	AXLES	R-VALUE
20FD	8'X20'	6080	900	10,000	5	2 5/16"	2	R-16



RV EXPLORERS



*CEDAR INTERIOR OPTION



STANDARD FEATURES

1 PIECE SEAMLESS ROOF
 1 YEAR WARRANTY
 13.5 NON DUCTED A/C
 3 BURNER RANGE W/ LIGHTED LARGE OVEN
 (2) 30LB PROPANE TANKS
 30FT POWERCORD
 30K BTU FORCED AIR FURNACE
 12V 4.5 CU REFRIGERATOR
 AM/FM BLUETOOTH RADIO
 BATTERY DISCONNECT
 BLINDS
 BLACK DIAMOND PLATE FRONT NOSE
 BLACK DIAMOND PLATE WHEEL WELLS
 BUNK LADDER
 CABLE TV
 CARPET
 GS TRAILER FRAME
 EXTERIOR OUTLET BY PROPANE TANKS
 BLACK RESIDENTIAL WINDOWS

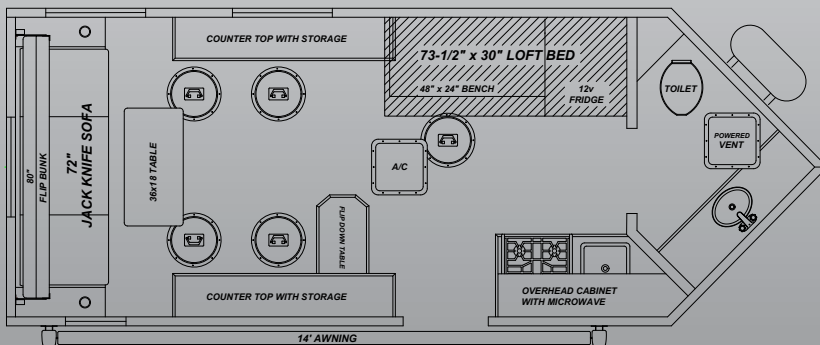
CO & SMOKE DETECTORS
 DEAD BOLT LOCK
 DUAL PANE WINDOWS
 PANEL INTERIOR
 ENCLOSED BATTERY BOX
 EXTERIOR ROOF CORNER CAPS
 EZ LUBE AXLES
 FIRE EXTINGUISHER
 GLACIER ENTRY MAT
 LIGHTED CUP HOLDERS
 MAPLE HUNTER SHAKER STYLE CABINET DOORS
 UPDATED GRAPHICS PACKAGE
 BLACK 9" ACCENT SIDING AT ROOF
 LINE AND ABOVE DIAMOND PLATE
 VOLTAGE METER
 EXTERIOR CHARGING PORT FOR HYDRO BATTERY
 RIDE DAMPENING MULTI-LEAF SUSPENSION

LED EXTERIOR INDICATOR LIGHTING
 LED GLASS CABINET DOOR
 LED ICE HOLE LIGHTS
 LED INTERIOR LIGHTING
 LED SPEAKERS
 MEDICINE CABINET IN BATHROOM
 MICROWAVE OVEN
 NETTING STORAGE
 OPEN BOX SHELVING BEHIND TOILET
 PORCH LIGHT
 POWER AWNING
 POWER CEILING VENT (BATHROOM ONLY)
 RANGE VENT
 SELF EDGE COUNTER TOPS
 SIDE SHELF
 SIDE TABLE
 STANDARD USB PORTS
 3/4" MARINE GRADE PLYWOOD DECKING
 TV ANTENNA W/ HDMI HOOK UPS
 REAR JACK KNIFE SOFA WITH STORAGE

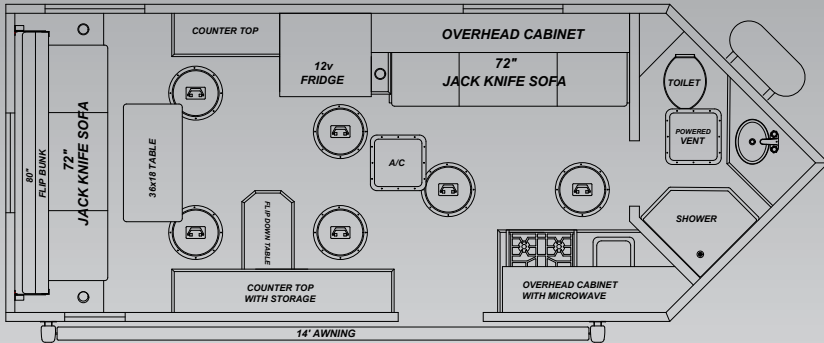
MODEL	SIZE	WEIGHT	HITCH WEIGHT	GVWR	SLEEPS	RECEIVER HITCH	AXLES	R-VALUE	FRESH TANK	BLACK TANK	GRAY TANK
17EXP	8'X17'	4790	495	6,000	5	2"	1	R-16	20 G	12 G	22 G

LOFT

17EXP LOFT



17EXP



STANDARD FEATURES

- I PIECE SEAMLESS ROOF
- 1 YEAR WARRANTY
- 13.5 NON DUCTED A/C
- 3 BURNER RANGE W/ LIGHTED LARGE OVEN
- (2) 30LB PROPANE TANKS
- 30FT POWERCORD
- 30K BTU FORCED AIR FURNACE
- 12V 4.5 CU REFRIGERATOR
- AM/FM BLUETOOTH RADIO
- BATTERY DISCONNECT
- BLINDS
- BLACK DIAMOND PLATE FRONT NOSE
- BLACK DIAMOND PLATE WHEEL WELLS
- BUNK LADDER
- CABLE TV
- CARPET
- GS TRAILER FRAME
- EXTERIOR OUTLET BY PROPANE TANKS
- CABINET OVER FRONT JACK KNIFE SOFA
- BLACK RESIDENTIAL WINDOWS
- CO & SMOKE DETECTORS
- DEAD BOLT LOCK
- DUAL PANE WINDOWS
- PANEL INTERIOR
- ENCLOSED BATTERY BOX
- EXTERIOR ROOF CORNER CAPS
- EZ LUBE AXLES
- FIRE EXTINGUISHER
- GLACIER ENTRY MAT
- LIGHTED CUP HOLDERS
- MAPLE HUNTER SHAKER STYLE CABINET DOORS
- UPDATED GRAPHICS PACKAGE
- BLACK 9\"/>


MODEL	SIZE	WEIGHT	HITCH WEIGHT	GVWR	SLEEPS	RECEIVER HITCH	AXLES	R-VALUE	FRESH TANK	BLACK TANK	GRAY TANK
17EXP	8'X17'	4790	495	5,500	5	2"	1	R-16	20 G	12 G	22 G



*CEDAR INTERIOR OPTION



*HYDRO FRAME OPTION



**PROUDLY MADE
IN THE U.S.A!**

GLACIER



*CEDAR INTERIOR OPTION



STANDARD FEATURES

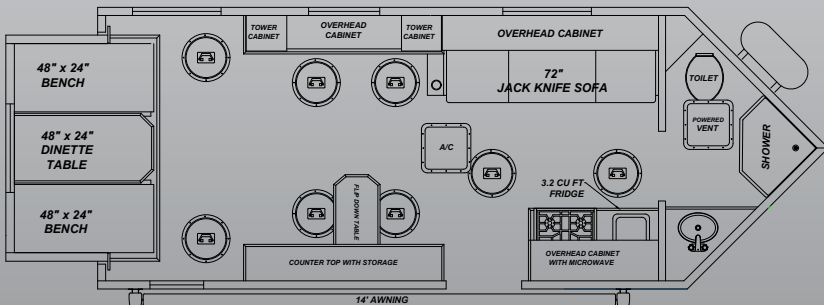
1 PIECE SEAMLESS ROOF
 1 YEAR WARRANTY
 13.5 NON DUCTED A/C
 DRAWERS
 3 BURNER RANGE W/ LIGHTED LARGE OVEN
 (2) 30LB PROPANE TANKS
 30FT POWERCORD
 30K BTU FORCED AIR FURNACE
 12V 4.5 CU REFRIGERATOR
 AM/FM BLUETOOTH RADIO
 BATTERY DISCONNECT
 BLINDS
 BLACK DIAMOND PLATE FRONT NOSE
 BLACK DIAMOND PLATE WHEEL WELLS
 BUNK LADDER
 CABLE TV
 CARPET
 GS TRAILER FRAME
 EXTERIOR OUTLET BY PROPANE TANKS
 CABINET OVER FRONT JACK KNIFE SOFA

CO & SMOKE DETECTORS
 DEAD BOLT LOCK
 DUAL PANE WINDOWS
 PANEL INTERIOR
 ENCLOSED BATTERY BOX
 EXTERIOR ROOF CORNER CAPS
 EZ LUBE AXLES
 FIRE EXTINGUISHER
 GLACIER ENTRY MAT
 LIGHTED CUP HOLDERS
 MAPLE HUNTER SHAKER STYLE CABINET DOORS
 UPDATED GRAPHICS PACKAGE
 BLACK 9" ACCENT SIDING AT ROOF
 LINE AND ABOVE DIAMOND PLATE
 VOLTAGE METER
 EXTERIOR CHARGING PORT FOR HYDRO BATTERY
 BLACK RESIDENTIAL WINDOWS

LED EXTERIOR INDICATOR LIGHTING
 LED GLASS CABINET DOOR
 LED ICE HOLE LIGHTS
 LED INTERIOR LIGHTING
 LED SPEAKERS
 MEDICINE CABINET IN BATHROOM
 MICROWAVE OVEN
 NETTING STORAGE
 OPEN BOX SHELVING BEHIND TOILET
 PORCH LIGHT
 POWER AWNING
 POWER CEILING VENT (BATHROOM ONLY)
 RANGE VENT
 SELF EDGE COUNTER TOPS
 SIDE SHELF
 SIDE TABLE
 STANDARD USB PORTS
 3/4" MARINE GRADE PLYWOOD DECKING
 TV ANTENNA W/ HDMI HOOK UPS
 REAR JACK KNIFE SOFA WITH STORAGE

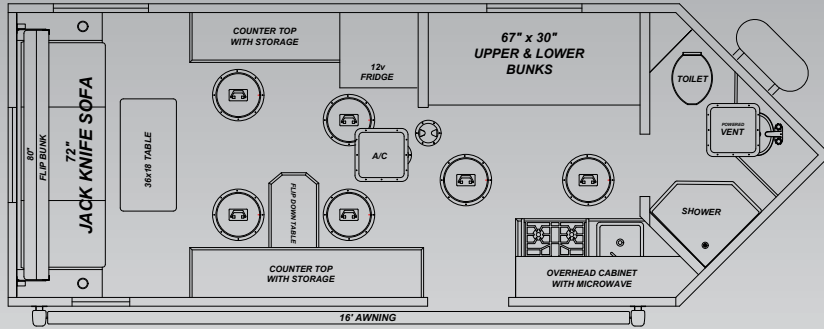
MODEL	SIZE	WEIGHT	HITCH WEIGHT	GVWR	SLEEPS	RECEIVER HITCH	AXLES	R-VALUE	FRESH TANK	BLACK TANK	GRAY TANK
17EXP ELITE	8' X 17'	4790	495	5,550	5	2"	1	R-16	20 G	12 G	22 G

17EXP ELITE



GLACIER

18EXP




STANDARD FEATURES

- 1 PIECE SEAMLESS ROOF
- 1 YEAR WARRANTY
- 13.5 NON DUCTED A/C
- DRAWERS
- 3 BURNER RANGE W/ LIGHTED LARGE OVEN
- (2) 30LB PROPANE TANKS
- 30FT POWERCORD
- 30K BTU FORCED AIR FURNACE
- 12V 4.5 CU REFRIGERATOR
- AM/FM BLUETOOTH RADIO
- BATTERY DISCONNECT
- BLINDS
- BLACK DIAMOND PLATE FRONT NOSE
- BLACK DIAMOND PLATE WHEEL WELLS
- BUNK LADDER
- CABLE TV
- CARPET
- GS TRAILER FRAME
- EXTERIOR OUTLET BY PROPANE TANKS
- BLACK RESIDENTIAL WINDOWS
- CO & SMOKE DETECTORS
- DEAD BOLT LOCK
- DUAL PANE WINDOWS
- 2 PIECE SHOWER
- PANEL INTERIOR
- ENCLOSED BATTERY BOX
- EXTERIOR ROOF CORNER CAPS
- EZ LUBE AXLES
- FIRE EXTINGUISHER
- GLACIER ENTRY MAT
- LIGHTED CUP HOLDERS
- MAPLE HUNTER SHAKER STYLE CABINET DOORS
- UPDATED GRAPHICS PACKAGE
- BLACK 9" ACCENT SIDING AT ROOF LINE AND ABOVE DIAMOND PLATE
- VOLTAGE METER
- EXTERIOR CHARGING PORT FOR HYDRO BATTERY
- LED EXTERIOR INDICATOR LIGHTING
- LED GLASS CABINET DOOR
- LED ICE HOLE LIGHTS
- LED INTERIOR LIGHTING
- LED SPEAKERS
- MEDICINE CABINET IN BATHROOM
- MICROWAVE OVEN
- NETTING STORAGE
- OPEN BOX SHELVING BEHIND TOILET
- PORCH LIGHT
- POWER AWNING
- POWER CEILING VENT (BATHROOM ONLY)
- RANGE VENT
- SELF EDGE COUNTER TOPS
- SIDE SHELF
- SIDE TABLE
- STANDARD USB PORTS
- 3/4" MARINE GRADE PLYWOOD DECKING
- TV ANTENNA W/ HDMI HOOK UPS
- REAR JACK KNIFE SOFA WITH STORAGE

MODEL	SIZE	WEIGHT	HITCH WEIGHT	GVWR	SLEEPS	RECEIVER HITCH	AXLES	R-VALUE	FRESH TANK	BLACK TANK	GRAY TANK
18EXP	8'X 18'	5560	875	10,000	5	2-5/16"	2	R-16	20 G	12 G	22 G



*CEDAR INTERIOR OPTION



**PROUDLY MADE
IN THE U.S.A!**

GLACIER



*CEDAR INTERIOR OPTION



STANDARD FEATURES

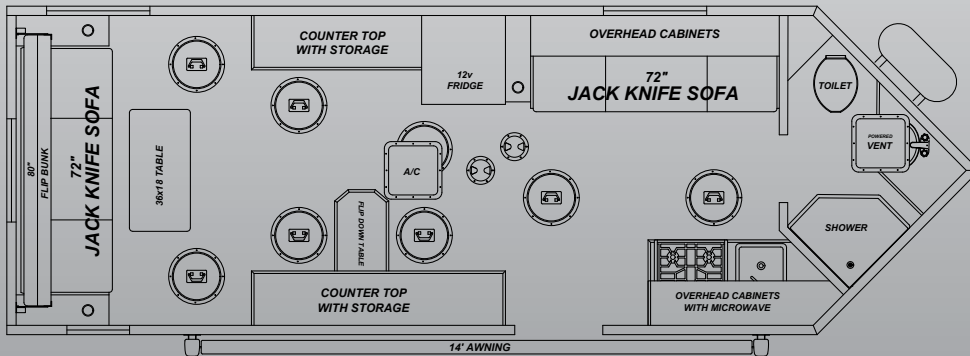
1 PIECE SEAMLESS ROOF
 1 YEAR WARRANTY
 13.5 NON DUCTED A/C
 DRAWERS
 3 BURNER RANGE W/ LIGHTED LARGE OVEN
 (2) 30LB PROPANE TANKS
 30FT POWERCORD
 30K BTU FORCED AIR FURNACE
 12V 4.5 CU REFRIGERATOR
 AM/FM BLUETOOTH RADIO
 BATTERY DISCONNECT
 BLINDS
 BLACK DIAMOND PLATE FRONT NOSE
 BLACK DIAMOND PLATE WHEEL WELLS
 BUNK LADDER
 CABLE TV
 CARPET
 GS TRAILER FRAME
 EXTERIOR OUTLET BY PROPANE TANKS
 CABINET OVER FRONT JACK KNIFE SOFA

CO & SMOKE DETECTORS
 DEAD BOLT LOCK
 DUAL PANE WINDOWS
 2 PIECE SHOWER
 PANEL INTERIOR
 ENCLOSED BATTERY BOX
 EXTERIOR ROOF CORNER CAPS
 EZ LUBE AXLES
 FIRE EXTINGUISHER
 GLACIER ENTRY MAT
 LIGHTED CUP HOLDERS
 MAPLE HUNTER SHAKER STYLE CABINET
 DOORS
 UPDATED GRAPHICS PACKAGE
 BLACK 9" ACCENT SIDING AT ROOF
 LINE AND ABOVE DIAMOND PLATE
 VOLTAGE METER
 EXTERIOR CHARGING PORT FOR HYDRO
 BATTERY
 BLACK RESIDENTIAL WINDOWS

LED EXTERIOR INDICATOR LIGHTING
 LED GLASS CABINET DOOR
 LED ICE HOLE LIGHTS
 LED INTERIOR LIGHTING
 LED SPEAKERS
 MEDICINE CABINET IN BATHROOM
 MICROWAVE OVEN
 NETTING STORAGE
 OPEN BOX SHELVING BEHIND TOILET
 PORCH LIGHT
 POWER AWNING
 POWER CEILING VENT (BATHROOM ONLY)
 RANGE VENT
 SELF EDGE COUNTER TOPS
 SIDE SHELF
 SIDE TABLE
 STANDARD USB PORTS
 3/4" MARINE GRADE PLYWOOD DECKING
 TV ANTENNA W/ HDMI HOOK UPS
 REAR JACK KNIFE SOFA WITH STORAGE


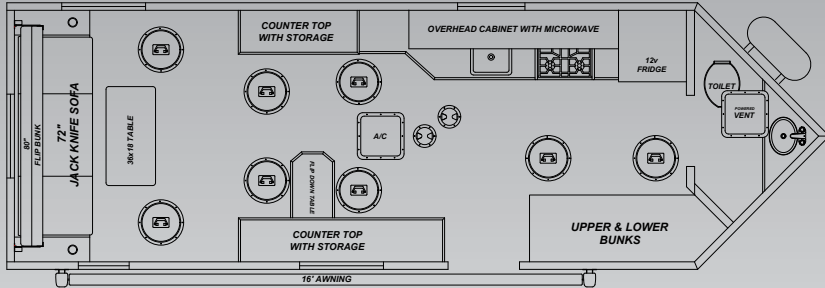
MODEL	SIZE	WEIGHT	HITCH WEIGHT	GVWR	SLEEPS	RECEIVER HITCH	AXLES	R-VALUE	FRESH TANK	BLACK TANK	GRAY TANK
20EXP	8'X 20'	6080	900	10,000	5	2-5/16"	2	R-16	20 G	12 G	22 G

20 EXP



**PROUDLY MADE
 IN THE U.S.A!**

21EXP



STANDARD FEATURES

- 1 PIECE SEAMLESS ROOF
- 1 YEAR WARRANTY
- 13.5 NON DUCTED A/C
- DRAWERS
- 3 BURNER RANGE W/ LIGHTED LARGE OVEN
- (2) 30LB PROPANE TANKS
- 30FT POWERCORD
- 30K BTU FORCED AIR FURNACE
- 12V 4.5 CU REFRIGERATOR
- AM/FM BLUETOOTH RADIO
- BATTERY DISCONNECT
- BLINDS
- BLACK DIAMOND PLATE FRONT NOSE
- BLACK DIAMOND PLATE WHEEL WELLS
- BUNK LADDER
- CABLE TV
- CARPET
- GS TRAILER FRAME
- EXTERIOR OUTLET BY PROPANE TANKS
- CO & SMOKE DETECTORS
- DEAD BOLT LOCK
- DUAL PANE WINDOWS
- PANEL INTERIOR
- ENCLOSED BATTERY BOX
- EXTERIOR ROOF CORNER CAPS
- EZ LUBE AXLES
- FIRE EXTINGUISHER
- GLACIER ENTRY MAT
- LIGHTED CUP HOLDERS
- MAPLE HUNTER SHAKER STYLE CABINET DOORS
- UPDATED GRAPHICS PACKAGE
- BLACK 9" ACCENT SIDING AT ROOF LINE AND ABOVE DIAMOND PLATE
- VOLTAGE METER
- EXTERIOR CHARGING PORT FOR HYDRO BATTERY
- BLACK RESIDENTIAL WINDOWS
- LED EXTERIOR INDICATOR LIGHTING
- LED GLASS CABINET DOOR
- LED ICE HOLE LIGHTS
- LED INTERIOR LIGHTING
- LED SPEAKERS
- MEDICINE CABINET IN BATHROOM
- MICROWAVE OVEN
- NETTING STORAGE
- OPEN BOX SHELVING BEHIND TOILET
- PORCH LIGHT
- POWER AWNING
- POWER CEILING VENT (BATHROOM ONLY)
- RANGE VENT
- SELF EDGE COUNTER TOPS
- SIDE SHELF
- SIDE TABLE
- STANDARD USB PORTS
- 3/4" MARINE GRADE PLYWOOD DECKING
- TV ANTENNA W/ HDMI HOOK UPS
- REAR JACK KNIFE SOFA WITH STORAGE

MODEL	SIZE	WEIGHT	HITCH WEIGHT	GVWR	SLEEPS	RECEIVER HITCH	AXLES	R-VALUE	FRESH TANK	BLACK TANK	GRAY TANK
21EXP	8' X 21'	5720	925	10,000	5	2-5/16"	2	R-16	20 G	12 G	22 G



*CEDAR INTERIOR OPTION

**PROUDLY MADE
IN THE U.S.A!**

GLACIER

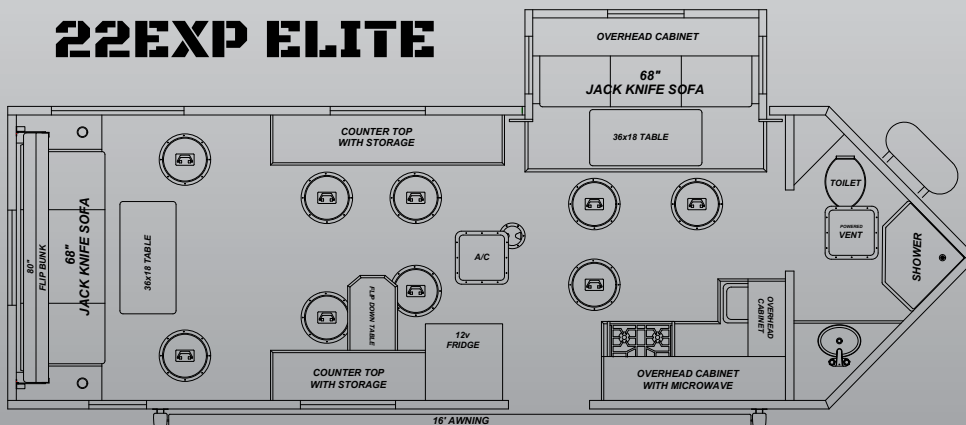


STANDARD FEATURES

- 1 PIECE SEAMLESS ROOF
- 1 YEAR WARRANTY
- 13.5 NON DUCTED A/C
- DRAWERS
- 3 BURNER RANGE W/ LIGHTED LARGE OVEN
- (2) 30LB PROPANE TANKS
- 30FT POWERCORD
- 30K BTU FORCED AIR FURNACE
- 12V 4.5 CU REFRIGERATOR
- AM/FM BLUETOOTH RADIO
- BATTERY DISCONNECT
- BLINDS
- BLACK DIAMOND PLATE FRONT NOSE
- BLACK DIAMOND PLATE WHEEL WELLS
- BUNK LADDER
- CABLE TV
- CARPET
- GS TRAILER FRAME
- EXTERIOR OUTLET BY PROPANE TANKS
- BLACK RESIDENTIAL WINDOWS
- CO & SMOKE DETECTORS
- DEAD BOLT LOCK
- DUAL PANE WINDOWS
- 2 PIECE SHOWER
- PANEL INTERIOR
- ENCLOSED BATTERY BOX
- EXTERIOR ROOF CORNER CAPS
- EZ LUBE AXLES
- FIRE EXTINGUISHER
- GLACIER ENTRY MAT
- LIGHTED CUP HOLDERS
- MAPLE HUNTER SHAKER STYLE CABINET DOORS
- UPDATED GRAPHICS PACKAGE
- BLACK 9" ACCENT SIDING AT ROOF LINE AND ABOVE DIAMOND PLATE
- VOLTAGE METER
- EXTERIOR CHARGING PORT FOR HYDRO BATTERY
- JACK KNIFE SOFA SLIDE OUT
- LED EXTERIOR INDICATOR LIGHTING
- LED GLASS CABINET DOOR
- LED ICE HOLE LIGHTS
- LED INTERIOR LIGHTING
- LED SPEAKERS
- MEDICINE CABINET IN BATHROOM
- MICROWAVE OVEN
- NETTING STORAGE
- OPEN BOX SHELVEING BEHIND TOILET
- PORCH LIGHT
- POWER AWNING
- POWER CEILING VENT (BATHROOM ONLY)
- RANGE VENT
- SELF EDGE COUNTER TOPS
- SIDE SHELF
- SIDE TABLE
- STANDARD USB PORTS
- 3/4" MARINE GRADE PLYWOOD DECKING
- TV ANTENNA W/ HDMI HOOK UPS
- REAR JACK KNIFE SOFA WITH STORAGE

MODEL	SIZE	WEIGHT	HITCH WEIGHT	GVWR	SLEEPS	RECEIVER HITCH	AXLES	R-VALUE	FRESH TANK	BLACK TANK	GRAY TANK
22EXP ELITE	8' X 24'	6600	1025	10,000	6	2-5/16"	2	R-16	30 G	12 G	22 G

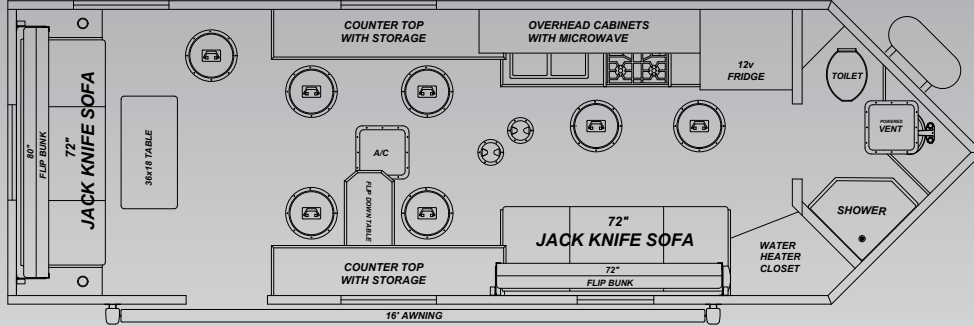
22EXP ELITE



**PROUDLY MADE
IN THE U.S.A!**



22EXP



STANDARD FEATURES

- 1 PIECE SEAMLESS ROOF
- 1 YEAR WARRANTY
- 13.5 NON DUCTED A/C DRAWERS
- 3 BURNER RANGE W/ LIGHTED LARGE OVEN
- (2) 30LB PROPANE TANKS
- 30FT POWERCORD
- 30K BTU FORCED AIR FURNACE
- 12V 4.5 CU REFRIGERATOR
- AM/FM BLUETOOTH RADIO
- BATTERY DISCONNECT
- BLINDS
- BLACK DIAMOND PLATE FRONT NOSE
- BLACK DIAMOND PLATE WHEEL WELLS
- BUNK LADDER
- CABLE TV
- CARPET
- GS TRAILER FRAME
- EXTERIOR OUTLET BY PROPANE TANKS
- BLACK RESIDENTIAL WINDOWS
- CO & SMOKE DETECTORS
- DEAD BOLT LOCK
- DUAL PANE WINDOWS
- 2 PIECE SHOWER
- PANEL INTERIOR
- ENCLOSED BATTERY BOX
- EXTERIOR ROOF CORNER CAPS
- EZ LUBE AXLES
- FIRE EXTINGUISHER
- GLACIER ENTRY MAT
- LIGHTED CUP HOLDERS
- MAPLE HUNTER SHAKER STYLE CABINET DOORS
- UPDATED GRAPHICS PACKAGE
- BLACK 9" ACCENT SIDING AT ROOF LINE AND ABOVE DIAMOND PLATE
- VOLTAGE METER
- EXTERIOR CHARGING PORT FOR HYDRO BATTERY
- LED EXTERIOR INDICATOR LIGHTING
- LED GLASS CABINET DOOR
- LED ICE HOLE LIGHTS
- LED INTERIOR LIGHTING
- LED SPEAKERS
- MEDICINE CABINET IN BATHROOM
- MICROWAVE OVEN
- NETTING STORAGE
- OPEN BOX SHELVING BEHIND TOILET
- PORCH LIGHT
- POWER AWNING
- POWER CEILING VENT (BATHROOM ONLY)
- RANGE VENT
- SELF EDGE COUNTER TOPS
- SIDE SHELF
- SIDE TABLE
- STANDARD USB PORTS
- 3/4" MARINE GRADE PLYWOOD DECKING
- TV ANTENNA W/ HDMI HOOK UPS
- REAR JACK KNIFE SOFA WITH STORAGE

MODEL	SIZE	WEIGHT	HITCH WEIGHT	GVWR	SLEEPS	RECEIVER HITCH	AXLES	R-VALUE	FRESH TANK	BLACK TANK	GRAY TANK
22EXP	8'X 22'	6600	1025	10,000	5	2-5/16"	2	R-16	30 G	12 G	22 G



**PROUDLY MADE
IN THE U.S.A!**

*CEDAR INTERIOR OPTION

GLACIER

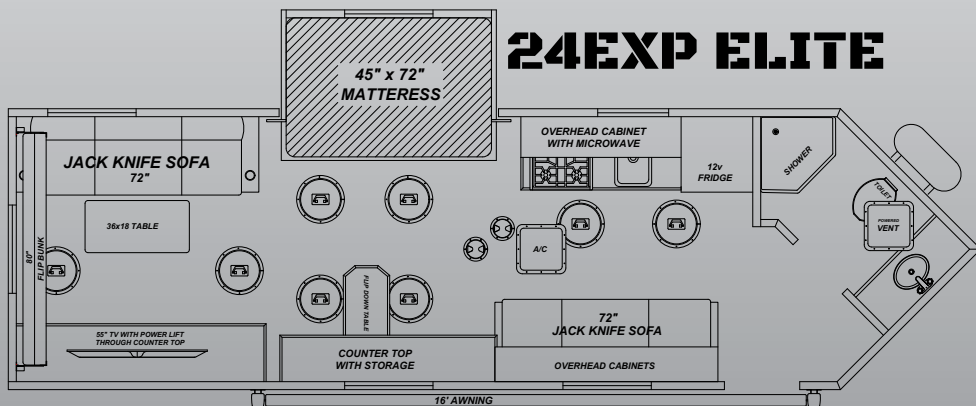
*CEDAR INTERIOR OPTION



STANDARD FEATURES

- 1 PIECE SEAMLESS ROOF
- 1 YEAR WARRANTY
- 13.5 NON DUCTED A/C DRAWERS
- 3 BURNER RANGE W/ LIGHTED LARGE OVEN
- (2) 30LB PROPANE TANKS
- 30FT POWERCORD
- 30K BTU FORCED AIR FURNACE
- 12V 4.5 CU REFRIGERATOR
- AM/FM BLUETOOTH RADIO
- BATTERY DISCONNECT
- BLINDS
- BLACK DIAMOND PLATE FRONT NOSE
- BLACK DIAMOND PLATE WHEEL WELLS
- BUNK LADDER
- CABLE TV
- CARPET
- GS TRAILER FRAME
- EXTERIOR OUTLET BY PROPANE TANKS
- REAR ENTERTAINMENT CENTER W/ ELECTRIC RISING TV MOUNT
- BLACK RESIDENTIAL WINDOWS
- CO & SMOKE DETECTORS
- DEAD BOLT LOCK
- DUAL PANE WINDOWS
- 2 PIECE SHOWER
- PANEL INTERIOR
- ENCLOSED BATTERY BOX
- EXTERIOR ROOF CORNER CAPS
- EZ LUBE AXLES
- FIRE EXTINGUISHER
- GLACIER ENTRY MAT
- LIGHTED CUP HOLDERS
- MAPLE HUNTER SHAKER STYLE CABINET DOORS
- UPDATED GRAPHICS PACKAGE
- BLACK 9" ACCENT SIDING AT ROOF LINE AND ABOVE DIAMOND PLATE
- VOLTAGE METER
- EXTERIOR CHARGING PORT FOR HYDRO BATTERY
- OVER WHEEL WELL SLIDE OUT
- CABINET OVER FRONT JACK KNIFE SOFA
- LED EXTERIOR INDICATOR LIGHTING
- LED GLASS CABINET DOOR
- LED ICE HOLE LIGHTS
- LED INTERIOR LIGHTING
- LED SPEAKERS
- MEDICINE CABINET IN BATHROOM
- MICROWAVE OVEN
- NETTING STORAGE
- OPEN BOX SHELVING BEHIND TOILET
- PORCH LIGHT
- POWER AWNING
- POWER CEILING VENT (BATHROOM ONLY)
- RANGE VENT
- SELF EDGE COUNTER TOPS
- SIDE SHELF
- SIDE TABLE
- STANDARD USB PORTS
- 3/4" MARINE GRADE PLYWOOD DECKING
- TV ANTENNA W/ HDMI HOOK UPS
- REAR JACK KNIFE SOFA WITH STORAGE

MODEL	SIZE	WEIGHT	HITCH WEIGHT	GVWR	SLEEPS	RECEIVER HITCH	AXLES	R-VALUE	FRESH TANK	BLACK TANK	GRAY TANK
24EXP ELITE	8' X 24'	6800	1075	12,000	6	2-5/16"	2	R-16	20 G	12 G	22 G



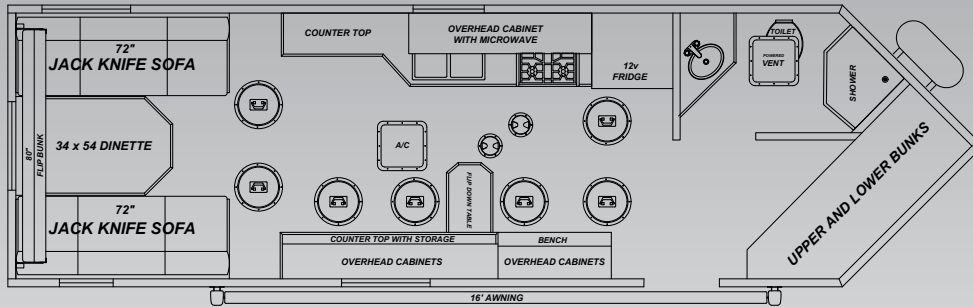
24EXP ELITE

**PROUDLY MADE
IN THE U.S.A!**





24EXP



STANDARD FEATURES

1 PIECE SEAMLESS ROOF
 1 YEAR WARRANTY
 13.5 NON DUCTED A/C
 5 DRAWERS
 3 BURNER RANGE W/ LIGHTED LARGE OVEN
 (2) 30LB PROPANE TANKS
 30FT POWERCORD
 30K BTU FORCED AIR FURNACE
 12V 4.5 CU REFRIGERATOR
 AM/FM BLUETOOTH RADIO
 BATTERY DISCONNECT
 BLINDS
 BLACK DIAMOND PLATE FRONT NOSE
 BLACK DIAMOND PLATE WHEEL WELLS
 BUNK LADDER
 CABLE TV
 CARPET
 GS TRAILER FRAME
 EXTERIOR OUTLET BY PROPANE TANKS
 BLACK RESIDENTIAL WINDOWS

CO & SMOKE DETECTORS
 DEAD BOLT LOCK
 DUAL PANE WINDOWS
 2 PIECE SHOWER
 PANEL INTERIOR
 ENCLOSED BATTERY BOX
 EXTERIOR ROOF CORNER CAPS
 EZ LUBE AXLES
 FIRE EXTINGUISHER
 GLACIER ENTRY MAT
 LIGHTED CUP HOLDERS
 MAPLE HUNTER SHAKER STYLE CABINET DOORS
 UPDATED GRAPHICS PACKAGE
 BLACK 9" ACCENT SIDING AT ROOF LINE AND ABOVE DIAMOND PLATE
 VOLTAGE METER
 EXTERIOR CHARGING PORT FOR HYDRO BATTERY

LED EXTERIOR INDICATOR LIGHTING
 LED GLASS CABINET DOOR
 LED ICE HOLE LIGHTS
 LED INTERIOR LIGHTING
 LED SPEAKERS
 MEDICINE CABINET IN BATHROOM
 MICROWAVE OVEN
 NETTING STORAGE
 OPEN BOX SHELVING BEHIND TOILET
 PORCH LIGHT
 POWER AWNING
 POWER CEILING VENT (BATHROOM ONLY)
 RANGE VENT
 SELF EDGE COUNTER TOPS
 SIDE SHELF
 SIDE TABLE
 STANDARD USB PORTS
 3/4" MARINE GRADE PLYWOOD DECKING
 TV ANTENNA W/ HDMI HOOK UPS
 REAR JACK KNIFE SOFAS WITH STORAGE

MODEL	SIZE	WEIGHT	HITCH WEIGHT	GVWR	SLEEPS	RECEIVER HITCH	AXLES	R-VALUE	FRESH TANK	BLACK TANK	GRAY TANK
24EXP	8' X 24'	6800	1075	12,000	6	2-5/16"	2	R-16	30 G	12 G	22 G

*HIGH TOP BAR OPTION



**PROUDLY MADE
 IN THE U.S.A!**

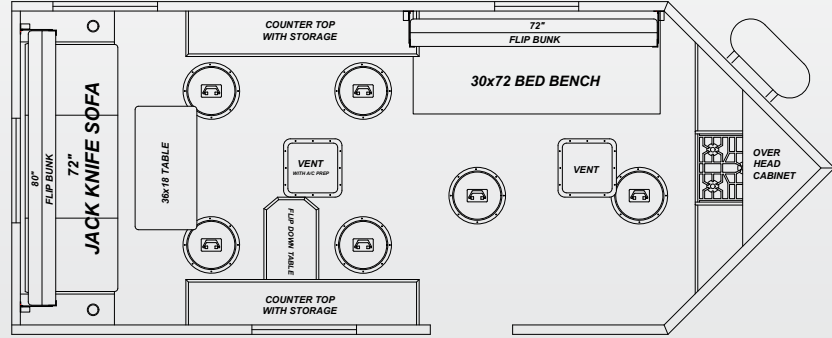
*CEDAR INTERIOR OPTION

LIMITED SERIES

**PROUDLY MADE
IN THE U.S.A!**



16LE



STANDARD FEATURES 16LE

- 1 YEAR WARRANTY
- 3/4" MARINE GRADE PLYWOOD DECKING
- BLINDS
- BLACK DIAMOND PLATE FRONT NOSE
- BLACK DIAMOND PLATE WHEEL WELLS
- BUNK LADDER
- CABLE TV PREP
- CO & SMOKE DETECTORS
- DEAD BOLT LOCK
- 30K FORCED AIR FURNACE
- GS TRAILER FRAME
- RADIO
- A/C PREP

- DIGITAL THERMOSTAT
- ENCLOSED BATTERY BOX
- EZ LUBE AXLES
- FIRE EXTINGUISHER
- GLACIER RUG
- CARPET
- LED EXTERIOR INDICATOR LIGHTING
- LED ICE HOLE LIGHTS
- LED INTERIOR LIGHTING
- 2 BURNER COOK TOP
- (2) 30LB PROPANE TANKS
- 1 PIECE SEAMLESS ROOF

- PANEL WALLS
- RANGE VENT
- MAPLE HUNTER SHAKER STYLE CABINET DOORS
- BLACK 9" ACCENT SIDING AT ROOF LINE AND ABOVE DIAMOND PLATE
- RIDE DAMPENING MULTI-LEAF SUSPENSION
- SELF EDGE COUNTER TOPS
- TV ANTENNA
- USB PORTS THROUGHOUT HOUSE
- TRUSSED ROOF
- EXTERIOR OUTLET BY PROPANE TANKS
- BLACK RESIDENTIAL WINDOWS

STANDARD FEATURES 17MBLE

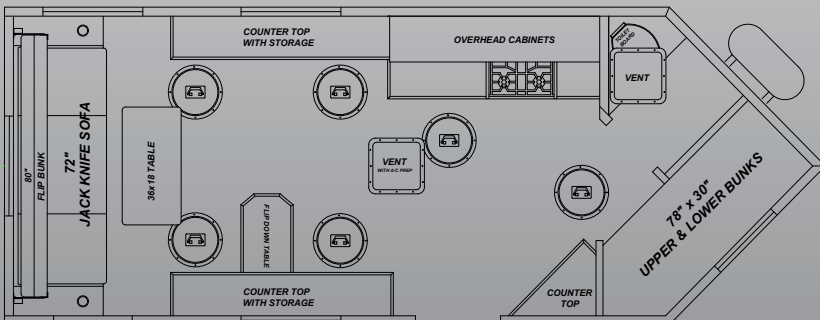
- 1 PIECE SEAMLESS ROOF
- 1 YEAR WARRANTY
- 3 BURNER RANGE W/ LIGHTED LARGE OVEN
- 30K BTU FORCED AIR FURNACE
- 3/4" MARINE GRADE PLYWOOD DECKING
- (2) 30LB PROPANE TANKS
- 30FT POWER CORD
- A/C PREP
- AM/FM BLUETOOTH RADIO
- BATTERY DISCONNECT
- BLACK DIAMOND PLATE FRONT NOSE
- BLINDS
- BUNK LADDER
- MAPLE HUNTER SHAKER STYLE CABINET DOORS
- CABLE TV PREP
- BLACK RESIDENTIAL WINDOWS

- CARPET
- PANEL INTERIOR WALLS
- GS TRAILER FRAME
- CO & LP DETECTORS
- DEAD BOLT LOCK
- DIGITAL THERMOSTAT
- DOOR STRUT
- DUAL PANE WINDOWS
- EXTERIOR ROOF CORNER CAPS
- EZ LUBE AXLES
- GLACIER ENTRY MAT
- HAND CRANK W/ 1-3/4" STRAPS
- UPDATED GRAPHICS PACKAGE
- BLACK 9" ACCENT SIDING AT ROOF LINE AND ABOVE DIAMOND PLATE

- LED EXTERIOR INDICATOR LIGHTING
- LED GLASS CABINET DOOR
- LED ICE HOLE LIGHTS
- LED INTERIOR LIGHTING
- LED SPEAKERS
- NETTING STORAGE
- PORCH LIGHT
- RIDE DAMPENING MULTI-LEAF SUSPENSION
- SELF EDGE COUNTER TOPS
- SIDE SHELF
- SIDE TABLE
- SMOKE DETECTOR
- STANDARD USB PORTS
- TRUSSED ROOF
- TV ANTENNA W/ HDMI HOOK UPS
- EXTERIOR OUTLET BY PROPANE TANKS

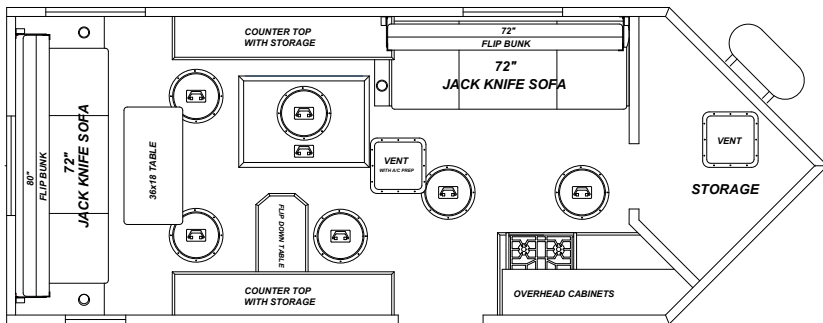
MODEL	SIZE	WEIGHT	WEIGHT	GVWR	SLEEPS	RECEIVER		
						HITCH	AXLES	R-VALUE
16LE	8' X 16'	4050	395	6000	4	2"	1	R-16
17MBLE	8' X 17'	4750	485	6000	6	2"	1	R-16

17MBLE



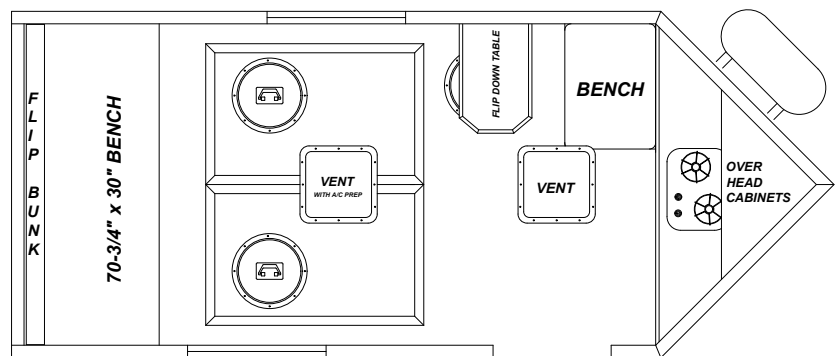
SHELLS & SPEARHOUSES

17SP



**PROUDLY MADE
IN THE U.S.A!**

12SP



STANDARD SHELL FEATURES

- DEAD BOLT LOCK
- ROOF VENT
- 1 PIECE SEAMLESS ROOF
- TRUSSED ROOF (ALL MODELS)
- EZ LUBE AXLES
- RIDE DAMPENING MULTI-LEAF SUSPENSION
- BLACK DIAMOND PLATE WHEEL WELLS
- BLACK DIAMOND PLATE FRONT NOSE
- BATTERY POWERED BREAKWAY (16' & UP)
- CARPET
- 2 LIGHTS (12' & 14' SHELL MODELS)
- 3 LIGHTS (16' - 24' SHELL MODELS)
- 1 YEAR WARRANTY
- RADIANT WRAP (ALL MODELS)
- 3/4" MARINE GRADE PLYWOOD DECKING
- HAND CRANK W/ 1-3/4" STRAP (12' - 17')
- HYDRAULIC FRAME W/ REMOTE OPERATION (18' - 24' SHELL MODELS)

SHELL MODEL	SIZE	WEIGHT	HITCH WEIGHT	GVWR	RECEIVER HITCH	AXLES
12'	6.5' X 12'	1480	195	2990	2"	1
14'	6.5' X 14'	1650	290	2990	2"	1
16'	8' X 16'	2750	395	5500	2"	1
17'	8' X 17'	2996	485	5500	2"	1
18'	8' X 18'	3840	875	10,000	2 5/16"	2
20'	8' X 20'	3915	900	10,000	2 5/16"	2
21'	8' X 21'	3960	925	10,000	2 5/16"	2
22'	8' X 22'	4150	1025	10,000	2 5/16"	2
24'	8' X 24'	4320	1075	10,000	2 5/16"	2

SPEAR HOUSE	SIZE	WEIGHT	HITCH WEIGHT	GVWR	SLEEPS	RECEIVER HITCH	AXLES	R-VALUE
12 SP	6.5' X 12'	2720	195	2990	2	2"	1	R-14
17 SP	8' X 17'	4760	485	6000	5	2"	1	R-16

12SP - 44" X 62" SPEAR HOLE OPENING
SPLIT IN THE MIDDLE WITH FISHING HOLE
COVERS ON EACH SPEAR DOOR. STANDARDS
ARE SAME AS 12RC.

17SP - 24"X36" SINGLE DOOR. STANDARDS
ARE THE SAME AS 17RJ.



COMFORT OPTIONS

COMFORT OPTION

- GALVANIZED FRAMES ALL SIZES
- FLAT ALUMINUM SIDING
- FIBERGLASS SIDING
- CEDAR TONGUE & GROOVE INTERIOR
- CEDAR RAISED PANEL CABINET DOORS
- REAR U-SHAPED DINETTE
- FREE STANDING PORTABLE TABLE
- 12 VOLT CEILING FAN
- A/C 13.5 NON-DUCTED
- 32" LED TV W/ WALL MOUNT
- AWNING WITH LED ROPE LIGHTS
- DREAM DINETTE
- EXTRA FISHING HOLE
- EXTRA INTERIOR LED LIGHTS
- EXTRA LED PORCH LIGHTS
- FLAT WALL FIREPLACE
- FLIP DOWN 10.5" TV
- GO RVING SEAL (MANDATORY)
- HYDRAULIC FRAME (18"-24" IS STANDARD)
- INTERIOR LED ACCENT LIGHTING
- MICROWAVE
- OVER WHEEL WELL FIREPLACE
- POWER AWNING
- POWERED CEILING VENT WITH FAN
- ELECTRIC LIFT BED

COMFORT OPTION

- REFRIGERATOR 12V 4.5CUFT
- REAR SOFA IN PLACE OF JACK KNIFE SOFA
- SOLAR PREP
- SOLAR PANEL
- SPARE TIRE
- STOVE / OVEN COMBO
- TOY HAULER
- TV ANTENNA
- TWO-TONE EXTERIOR SIDING
- COIN RUBBER FLOORING
- WOOD PLANK VINYL FLOORING
- WHEEL CHAIR ACCESSIBLE ENTRY DOOR
- OUTSIDE GRILL
- TOILET BOARD
- DRY FLUSH TOILET
- CABINET IN FRONT OF LIFT BED (CERTAIN MODELS)
- TOY HAULER
- WHEEL CHAIR ACCESSIBLE ENTRY DOOR
- BAGGAGE DOOR
- EXTERIOR LADDER
- JACK KNIFE SLIDE OUT
- DINETTE SLIDE OUT
- WHEEL WELL FLIP TOPS
- BED RAILS

OPTIONAL BED LIFT SIZES

12'- 30" X 63"	18'- 48" X 82"
14'- 30" X 63"	20'- 60" X 82"
16'- 43" X 82"	21'- 60" X 82"
16' HYD- 45" X 82"	22'- 48" X 82"
17'- 43" X 82"	22' TH- 60" X 82"
17' HYD- 60" X 82"	24'- 60" X 82"

SEE FLOOR PLANS AND PICTURES
FOR THE 12LE, 14RC, 16FBH, 16RKLE,
17RBLE & 18RJ AT:
GLACIERICEHOUSE.COM

**ORDER YOUR CUSTOM GLACIER TODAY AT
YOUR LOCAL GLACIER DEALER!**

SHELL MODELS AVAILABLE IN ALL SIZES (12'-24')

EACH GLACIER IS WEIGHED AT THE MANUFACTURING FACILITY PRIOR TO SHIPPING. A LABEL IDENTIFYING THE UNLOADED VEHICLE WEIGHT OF THE ACTUAL UNIT AND THE CARGO CARRYING CAPACITY IS APPLIED TO EVERY GLACIER PRIOR TO LEAVING OUR FACILITIES. THE LOAD CAPACITY OF YOUR UNIT IS DESIGNATED BY WEIGHT, NOT BY VOLUME, SO YOU CANNOT NECESSARILY USE ALL AVAILABLE SPACE WHEN LOADING YOUR UNIT. ALL INFORMATION CONTAINED ON THIS WEBSITE IS BELIEVED TO BE ACCURATE AT THE TIME OF PUBLICATION. HOWEVER, DURING THE MODEL YEAR, IT MAY BE NECESSARY TO MAKE REVISIONS AND GLACIER LLC RESERVES THE RIGHT TO MAKE CHANGES WITHOUT NOTICE, INCLUDING PRICES, COLORS, MATERIALS, EQUIPMENT AND SPECIFICATIONS, AS WELL AS THE ADDITION OF NEW MODELS AND THE DISCONTINUANCE OF MODELS SHOWN ON THE WEBSITE. THEREFORE, PLEASE CALL TO CONFIRM THE EXISTENCE OF ANY DESIGN, SPECIFICATION OR MATERIAL, THAT ARE MARITAL TO YOUR PURCHASE.

©2025-2026 | ALL RIGHTS RESERVED

THE ULTIMATE WAY TO PLAY

GLACIER | RV EXPLORER | TOY HAULERS | SHELLS

12 Custom Exterior Colors

AT GLACIER, WE OFFER CUSTOM EXTERIOR COLORS TO FIT EVERY TASTE, FROM OUR LUXURIOUS METALLIC FINISHES TO OUR BRIGHT, EYE-POPPING COLORS THAT TURN HEADS. USING PREMIUM QUALITY ALUMINUM, OUR PAINT RESISTS UV DEGRADATION, WHICH PREVENTS CHALKING AND FADING IN HARSH ENVIRONMENTS. THE COLOR CHARTS ARE FOR REFERENCE ONLY. ACTUAL METAL COLOR SAMPLES ARE AVAILABLE UPON REQUEST.

WE RESERVE THE RIGHT TO MAKE CHANGES WITHOUT NOTICE.

CORRUGATED ALUMINUM SIDING COLORS

*STANDARD

BLACK ONYX	SNOW WHITE	MEDIUM CHARCOAL
YELLOW	RED	SHAMROCK GREEN
PEWTER	BRANDYWINE	NAVY BLUE
COPPER	GLACIER BLUE	ORANGE

FIBERGLASS SIDING COLORS

*OPTION

WHITE	SILVER FROST
--------------	---------------------

FLAT ALUMINUM SIDING COLORS

*OPTION

BLACK	WHITE
VICTORY RED	CHARCOAL
LIGHT PEWTER	SILVER MIST
MATTE BLACK	CHAMPAGNE

BRainerd OFFICE

11287 ASH AVE BRAINERD, MN 56401
(218) 454-1078 FAX: (218) 454-1079

ALL SPECIFICATIONS SUBJECT TO CHANGE WITHOUT NOTICE. OWNERS OF GLACIER ICE HOUSES ARE SOLELY RESPONSIBLE FOR THE SELECTION AND PROPER USE OF SUITABLE TOW VEHICLE. ALL CUSTOMERS SHOULD CONSULT WITH A MOTOR VEHICLE MANUFACTURER OR THEIR DEALER CONCERNING THE PURCHASE AND USE OF SUITABLE TOW VEHICLES. GLACIER DISCLAIMS ANY LIABILITY OR DAMAGES SUFFERED AS A RESULT OF THE SELECTION, OPERATION, USE OR MISUSE OF A TOW VEHICLE. PRODUCT INFORMATION IS AS ACCURATE AS POSSIBLE AT THE DATE OF PUBLICATION OF THIS BROCHURE. FEATURES, FLOOR PLANS AND SPECIFICATIONS ARE SUBJECT TO CHANGE WITHOUT NOTICE. -SEPTEMBER 2018 ©2027 GLACIER ICE HOUSE ALL RIGHTS RESERVED



TO FIND A DEALER,
VISIT
GLACIERICEHOUSE.COM